


108 WATT "RS" SERIES ELECTRONIC TRANSFORMERS



RS12-108

Electrical/Mechanical Specifications

Soft Start Circuitry

All models of Hatch low-voltage transformers utilize a soft start circuitry to maximize lamp life. The soft start circuit ramps up the lamp filament voltage slowly when the lamp is cold.

NOTE: Instant Start on Hot Lamp Re-Strike

Electronic Short-Circuit Protection

All Hatch low-voltage transformers employ our (ESP) Electronic Short Circuit and over load Protection. The ESP sensing circuit will instantly shut down the output before any of the components are stressed if a short circuit or over load is detected. The transformer will automatically reset as soon as the fault is corrected.


NOTE: High temperature 3M double sided tape available for use with side lead models only for mounting transformer to enclosure.

108 Watt RS Series


Electronic Low Voltage Transformer Product Features:

- High Reliability
- Moisture Resistant
- Emits No Audible Noise
- Low Harmonic Distortion
- High Power Factor
- Lightweight, Compact Design
- Small Case Size
- Works with most commercially available dimmers. Hardwire electronic dimmers are recommended for optimum performance.
(See notes on back page.)

Environmental Specifications

Maximum Case Temperature	80°C
Minimum Starting Temperature	-30°C
Sound Rating	A+
Operating Humidity	95% relative humidity, non-condensing
Environmental Protection	Epoxy Sealed for moisture resistance and shock/vibration resistance
Safety Listing	 Class P Type 1 outdoor

Electrical/Mechanical Specifications

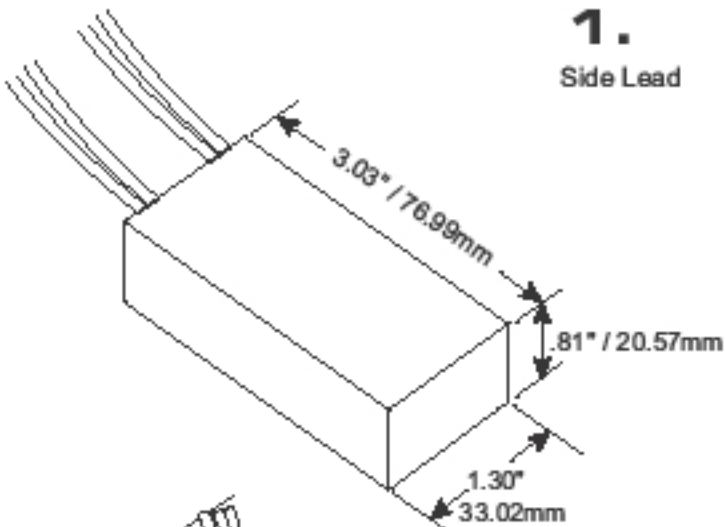
Input	120VAC or 277VAC - 50/60 Hz
Output	11.5 VAC or 23.5 VAC
Enclosure Material	Aluminum
Weight	4 oz.
Power Factor	> 0.95
Operating Frequency	25 KHz
Total Harmonic Distortion	≤ 20%
Safety Standard	
Input Leads	.6", 18AWG stranded, 105 degree C stripped 1/8" binned
Output Leads	.6", 18AWG stranded, 105 degree C stripped 1/8" binned

Electronic Transformer

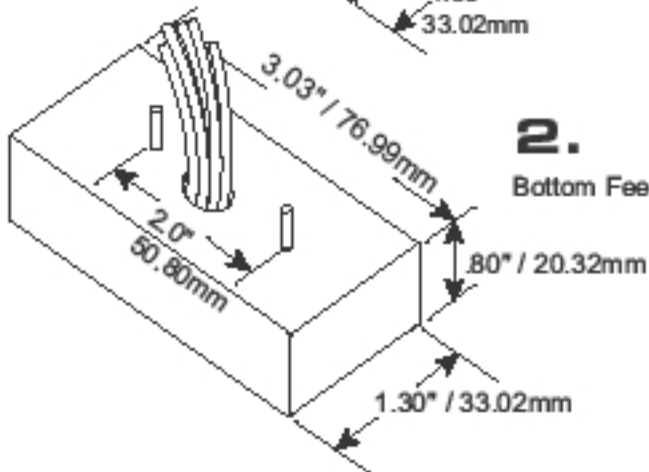
108 Watt RS Series

DIMENSIONS

1. Side Lead

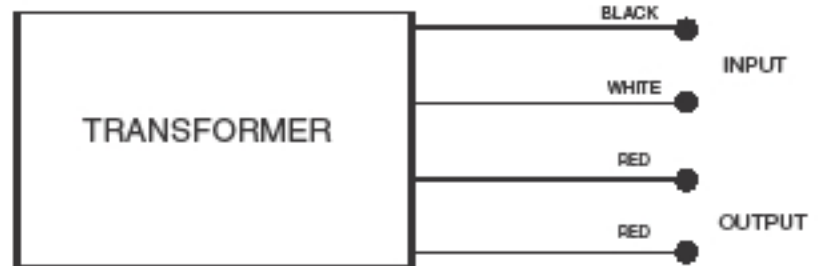


2. Bottom Feed



WIRING DIAGRAMS

DIAGRAM A



HARDWIRE ELECTRONIC

Max Watts	Min Watts	Input Volts	Input Amps	Output Volts	Output Amps	Case Style	Wiring Dia.	Hatch Item No.	Safety Listing
108	5	120	0.90	11.5	9.4	1	A	RS12-108	UL/C-UL Recognized
						2	A	RS12-108BF	
				23.5	4.6	1	A	RS24-108	
						2	A	RS24-108BF	
		277	0.39	11.5	9.4	1	A	RS12-108-277	
						2	A	RS12-108-277BF	

*Note: Must use a minimum of 10 watts when using dimmers. It is also important to confirm dimming controls compatibility with the manufacturer and your Hatch representative.

Specifications subject to change without notice. 0409

HATCH